

2025

2025 8 26

(

)

"

" "

"

2025



10

1.00

0

.....	2
.....	7
.....	10
.....	28
.....	31
.....	37
.....	43
.....	46
.....	171





/PTS		
		(Sunrise Electronic Technology (Thailand) Co., Ltd.)
CPTS		CPT CPT SINGAPORE CO. PTE. LTD
/		
		2025 1 1 2025 6 30

002937

3

—

5 0

7

W  
P

	870,498,656.49	1,003,652,446.53	-13.27%
	83,159,617.79	147,620,180.63	-43.67%
	77,611,250.08	145,287,408.24	-46.58%
	167,417,144.11	115,668,555.81	44.74%
/	0.28	0.49	-42.86%
/	0.28	0.49	-42.86%
	5.11%	9.47%	-4.36%
	2,534,491,310.37	2,536,406,521.37	-0.08%
	1,597,552,770.31	1,598,341,050.76	-0.05%

1

+ 5

2

+ 5

	-36,305.59	
ú l	2,136,016.27	
i	1,847,278.53	

	-301,993.03	
	2,919,390.20	
	1,016,018.67	
	5,548,367.71	

2,919,390.20

1 ---

	626,277.58	1 --- 2023
	212,912.70	1 --- 2023
	318,354.02	1 --- 2023
	1,157,544.30	

BS

5G WiFi7 AI

Statista ,2024 325 , 2029 620

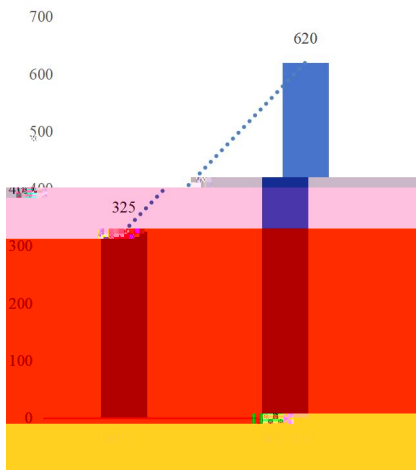
IDC 2025

3,386.6 4.6%

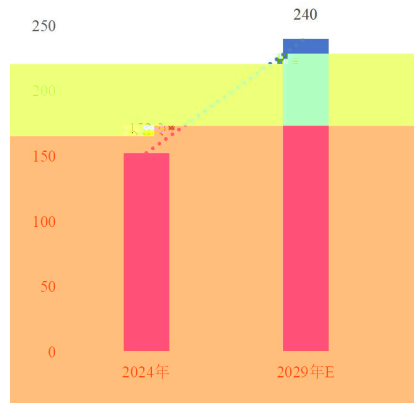
Statista 2024

152.3

9.59% 2029 240



Statista



Statista

Statista

2028

11,767

IDC

2025

3660

(

2.62

)

44.6%

AI

AI

a”

2

//

30

10

“ ” “ ”

” ”

ERP MES PLM

” 2025”

“ ”

“ + ”

2018

46,544.58

5G WFi 7 AI



	870,498,656.49	1,003,652,446.53	-13.27%	
	657,952,361.06	721,587,202.20	-8.82%	
	16,927,004.46	20,466,973.95	-17.30%	
	57,179,568.46	60,967,542.45	-6.21%	
	2,525,238.72	-15,786,060.22	-116.00%	
	10,880,030.32	20,167,695.29	-46.05%	
	36,792,319.44	38,769,107.28	-5.10%	
	167,417,144.11	115,668,555.81	44.74%	12510 15004 1337 1720
	-129,302,217.73	85,825,300.35	-250.66%	
	-103,223,408.12	-151,268,709.05	-31.76%	
	-64,692,652.78	64,913,095.57	-199.66%	

	870,498,656.49	100%
		1,003,652,446.53







	13,274,337.25	13,274,337.25		
	108,730,209.20	66,170,882.76		
	36,719,383.15	30,460,497.46		
	158,723,929.60	109,905,717.47		

1

126,701,360.41	92,047,564.54	37.65%

2

3



												202 4- 080
	--	--	--	66,062 ,007.2 0	86,814 ,373.0 6	--	--	89,270,0 00.00	0.00	--	--	--


4

1

2

5


1



	46,200.00				45,490.70
	3,101.25				36,586.91
				9,511.06	
2025-054		2025	5	23	

2

(				(3)
)	(1)		(2)	(2)/(1)
				)









2019      2020

"

"

"

"



2021	10	400,060		0.13%	
2024	170	4,048,500	2024	1.36%	

2021	(	376,057	376,057	0.13%
2024	(	1,140,000	1,140,000	0.38%

ES+X

æ 2/10

da@AN a

9

N

í

o

11 —

3

		2
1		- <a href="https://mlzj.sthjt.zj.gov.cn/eps/index/enterprise-search">https://mlzj.sthjt.zj.gov.cn/eps/index/enterprise-search</a>
2		” <a href="http://sthjt.jiangsu.gov.cn/">http://sthjt.jiangsu.gov.cn/</a> -“









16.78

52.69

10%

10%

2





1




	297,777,355	100.00%				424	424	297,777,779	100.00%


1. 2021 167,400  
 2. “ ” 2024 1 29 424

1. 2025 4 25 2021  
 167,400 2025 5 15  
 2. “ ” 424

2025 4 11 2025 4 28 2025  
 50,000 2025 7 31 A

2





72,259,670	72,259,670
40,848,000	40,848,000
26,302,149	26,302,149
21,080,800	21,080,800
12,928,893	12,928,893
4,930,027	4,930,027
4,684,372	4,684,372
4,150,044	4,150,044

4,150,044

Σ

去 月 日 日 日



10

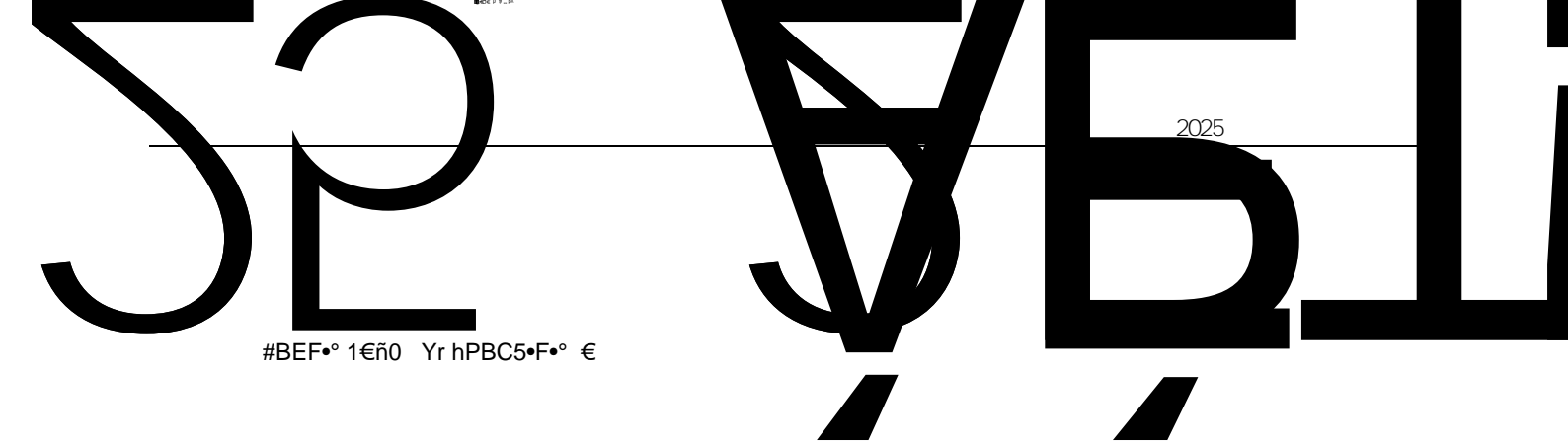
10

10

10

2024





#BEF•° 1€ñ0 Yr hPBC5•F•° €

3			210,299	21,029,900.00	4.56%
4			137,990	13,799,000.00	2.99%
5	2		134,850	13,485,000.00	2.92%
6	1		117,320	11,732,000.00	2.54%
7			107,479	10,747,900.00	2.33%
8			102,740	10,274,000.00	2.23%
9			93,490	9,349,000.00	2.03%
10			89,390	8,939,000.00	1.94%

3

	461,640,600.00	11,000.00	0.00	0.00	461,629,600.00

4

								( )	
--	--	--	--	--	--	--	--	-----	--

---

2024	1							
29			462,000.00				461,629,60	
2029	7	4,620,000	0.00	370,400.00	14,179	0.00%	0.00	9
23								

1

2025 06 30

	769,319,485.96	880,238,534.57
	60,000,000.00	
	379,923,792.78	403,740,014.96
	22,054,640.70	13,136,417.72
	4,408,891.27	3,293,622.28
	1,387,594.11	5,433,441.24
	158,510,422.22	147,261,898.50
	8,633,415.79	10,083,532.12
	1,404,238,242.83	1,463,187,461.39









	2025	2024
	870,498,656.49	1,003,652,446.53
	870,498,656.49	1,003,652,446.53
	778,588,722.61	833,650,534.51
	657,952,361.06	721,587,202.20
	7,212,230.47	7,645,768.85
	16,927,004.46	20,466,973.95
	57,179,568.46	60,967,542.45
	36,792,319.44	38,769,107.28
	2,525,238.72	-15,786,060.22
	9,746,005.96	5,259,349.74
	3,687,327.18	4,756,756.34
	3,293,560.57	4,096,381.07
	4,766,668.73	268,522.46
	2,919,390.20	-872,264.14

919,972,000,000  
 919,538

			10,880,030.32	20,167,695.29
	“_”		82,677,405.19	147,277,581.48
1.		“_”	82,677,405.19	147,277,581.48
2.		“_”		
1.	“_”		83,159,617.79	147,620,180.63
2.		“_”	-482,212.60	-342,599.15
			-2,432,215.60	-4,237,404.23
			-2,432,172.85	-4,241,530.60
1.				
2.				
3.				
4.				

2' 3

④

0 1154' -

1

∅

	2025	2024
	435,152,428.72	583,872,266.95
	325,978,401.66	414,004,025.14
	4,138,177.55	3,029,223.52
	4,993,649.66	7,339,257.82
	31,854,754.47	34,394,026.94
	18,764,927.00	21,212,627.18
	5,833,948.20	-9,096,128.75
	9,319,823.82	4,784,781.34
	2,573,258.39	3,670,848.08
	2,298,796.92	3,255,547.00
“ ”	4,757,739.22	83,120,348.46
	2,919,390.20	-872,264.14
“ ”		
“ ”		
”		-146,832.38
“ ”	-838,880.33	-810,673.33
“ ”	-1,935,420.14	-2,741,407.94
“ ”	38,819.03	18,346.24
“ ”	47,909,624.88	195,684,563.15
	6,145.98	90,829.54
	21,148.19	101,859.47
“ ”	47,894,622.67	195,673,533.22
	6,258,506.26	13,759,974.77
“ ”	41,636,116.41	181,913,558.45
“ ”	41,636,116.41	181,913,558.45
“ ”		
1.		
2.		
3.		
4.		

5.		
1.		
2.		
3.		
4.		
5.		
6.		
7.		
	41,636,116.41	181,913,558.45

☐

	2025	2024
	856,011,441.79	981,114,234.94
	30,051,849.66	38,183,461.05
	16,978,248.05	18,492,851.01
	903,041,539.50	1,037,790,547.00
	452,667,993.65	602,707,068.22
	218,302,711.50	224,189,276.53

1

	107,077.33	857,847.53
	9,435,500.58	4,800,000.00
	1,196,529,859.83	757,872,864.89
	126,701,360.41	92,047,564.54
	1,195,000,000.00	580,000,000.00
	4,130,717.15	
	1,325,832,077.56	672,047,564.54
	-129,302,217.73	85,825,300.35
		45,333,500.00
		800,000.00
		1,000,000.00
		46,333,500.00
	88,249,307.69	106,236,110.40
	14,974,100.43	91,366,098.65
	103,223,408.12	197,602,209.05
	-103,223,408.12	-151,268,709.05
	415,828.96	14,687,948.46
	-64,692,652.78	64,913,095.57
	820,737,801.49	626,583,911.25
	756,045,148.71	691,497,006.82

6

	2025	2024
	407,545,577.90	566,951,390.22
	20,951,410.74	34,261,448.65
	22,162,730.65	28,770,891.59
	450,659,719.29	629,983,730.46
	203,005,562.48	373,414,377.84
	113,384,287.89	112,501,487.63
	10,618,501.85	20,250,670.22
	11,544,287.51	29,351,192.50
	338,552,639.73	535,517,728.19
	112,107,079.56	94,466,002.27
	1,181,948,649.97	752,215,017.36
		82,851,826.00
	88,011.42	314,736.53

4,201,575.00	
1,186,238,236.39	835,381,579.89
42,429,253.05	80,195,483.87
1,218,701,600.00	580,000,000.00
1,300,000.00	
1,262,430,853.05	660,195,483.87
-76,192,616.66	175,186,096.02
	44,533,500.00
	1,000,000.00
	45,533,500.00
88,249,307.69	106,236,110.40
13,777,927.77	90,039,862.31
102,027,235.46	196,275,972.71
-102,027,235.46	-150,742,472.71
1,425,997.30	9,368,521.26
-64,686,775.26	



5									
6									
1									
2									
	297,	78,0	345,	43,6	-	106,	817,	1,59	-
	777,	41,4	683,	83,3	3,38	000,	118,	7,55	119,
	779.	17.4	476.	15.0	5,47	711.	173.	2,77	549.
	00	8	88	0	3.87	93	89	0.31	

		-	-	<b>32,9</b>	-	-	
	9,69	42,9	41,3	25,9	25,3	800,	5
	1.00	00.3	53,2	14.8	12.1	000.	4
		1	43.7	0	07.8		7.8
			2		3		3
1			245,		255,	800,	1,05
	9,69		495.		186.	000.	5,18
	1.00		49		49	00	6.49
2							
3			3,67		3,67		3,67
			3,86		3,86		3,86
			6.52		6.52		6.52
4							







2024

1												
2												
3												
4												
5												
6												
1												
2												
	297,7 79,89 1.00			78,06 1,095. 64	357,4 46,96 5.39	44,73 0,899. 98			84,86 6,949. 84	450,4 39,28 0.98		1,223, 863,2 82.87

2001 1.

1

2

12

1. 2024 1 1 “ ” “ ”

2. ” 2024 1 1 18 “

4

CPT SINGAPORE CO., PTE. LTD.

CPTS

PT SUNRI SE TECHNOLOGY BATAM

PTS

5



0.5%

0.5%

1

0.5%

0.5%

1

0.5%



2

"

"

11

1.

(1)

(2)

(3)

(1)

(2)

(3)

(1) (2)

(1)

(4)

2

(1)

14 —

(2)

1)

2)

3)

4)

(3)

1)

2)

23 ---

3)

1) 2)

1)

14 ---

4)

(4)

1)

23 --

2)

3

5.

14 --

12

6.

(1)

(2)

12

13

1.



--

--



SP

1)

2)

" " " "  
" "

(3)

12 --  
7 --

3.

4.

(1)

" "

" "  
" "

1)

2)

3)

4)

(2)

" "

1)

22 —

2)

(3) " "

1)

2)

23

24

1

2

		3 5 10 20	0 10	4.5 9 18 30 33.33

---

		3-10	5 10	9-31. 67
		5-10	5 10	9-19
		3-10	5 10	9-31. 67
		3-10	2 5 10	9-32. 67

25

1.

2.


26

1.

2.

27

28

29

1

1.

2.



47 50

3-5

(2)

1)

2)

3)

(3)

(4)

5.

(1)

(2)

(3)

(4)

(5)

30

31

1

1

32

( )

33

1

2

(1)

(2)

1)

2)

3)

3

(1)

(2)

4

34

35

1.

2

(1)



(1)

(2)

(3)

(1)

(2)

(3)

(4)

(5)

(6)

2

(1)

(2)

(3)

(4)

3

(1)

(2)

(3)

(4)

1)

2)

(5)

38

39

1.

(1)

(2)

2.

3.

4.

5.

40 /

1.

2.

3.

4.

(1)

(2)

5.

(1)

(2)

41

1

12

2

(1)

(2)

42

43

1


	18	“	
”			573,923.42
	18	“	
”			-573,923.42

1. 2024 1 1 17 “ ”

2. 2024 1 1 18 “ ”

2024 1-6		
	573,923.42	200,480.20





2023 12 8

GR202331010

GR202232008058 2025 11 28

2025 15%

GR202244001114 2025 12 19

2025 15%

2023 12 2023 1 1 2027 12 31

25%

20%

20%

	126,618,428.66	127,892,169.73
--	----------------	----------------

2

	60,000,000.00	
	60,000,000.00	
	60,000,000.00	

3

--	--	--

4

1

--	--	--

2


3



768,333.77	0.20%	768,333.77	100.00%	2,359,072.97	0.58%	2,359,072.97	100.00%
------------	-------	------------	---------	--------------	-------	--------------	---------

385,856,027.39	99.80%	5,932,234.61	1.54%	379,923,792.78	407,678,545.38	99.42%	3,938,530.42	0.97%	403,740,014.96
----------------	--------	--------------	-------	----------------	----------------	--------	--------------	-------	----------------

100%  
310'05

01400  
403'14

100%

3

	2,359,072.97			1,590,739.20		768,333.77
	3,938,530.42	2,010,625.99			-16,921.80	5,932,234.61
	6,297,603.39	2,010,625.99		1,590,739.20	-16,921.80	6,700,568.38

--	--	--	--	--	--

4

	1,590,739.20

		1,590,739.20			
		1,590,739.20			

2019 03 20

90 2022 05 2022 10

1,590,739.20

2023 09 08

2023 12

2024 01

2025 05

2025 5

	70,957,861.96		70,957,861.96	18.35%	1,195,277.46
	58,426,062.92		58,426,062.92	15.11%	287,539.47
	45,781,378.08		45,781,378.08	11.84%	228,906.90
	39,312,835.92		39,312,835.92	10.17%	493,540.88
	15,603,912.72		15,603,912.72	4.04%	516,852.71
	230,082,051.60		230,082,051.60	59.51%	2,722,117.42

6

1


2

--	--	--	--	--	--	--	--	--	--

3


4

--	--	--	--	--	--	--	--	--	--

--	--	--	--	--

5

--	--

--	--	--	--	--	--

7

1

	22,054,640.70	13,136,417.72
	22,054,640.70	13,136,417.72

2


	12			
2025	1	1		

3



1

1




2



3

4



5



2


1



2

1	1	1,239,653.41	821,285.29
1	2	77,897.73	102,155.23
2	3	66,147.84	311,650.07
3		890,600.00	5,087,175.00
3	4		5,082,175.00
4	5	885,600.00	5,000.00
5		5,000.00	
		2,274,298.98	6,322,265.59

3



			12			
2025	1	1		3,224.35	885,600.00	888,824.35
2025	1	1				
				-2,117.84		-2,117.84
				-1.64		

6

		885,600.00	2	38.94%	885,600.00
		849,236.12	3	37.34%	
		125,061.16	3	5.50%	
		100,000.00	3-6	4.40%	
		35,770.92	2	1.57%	
		1,995,668.20		87.75%	885,600.00

7

9

1

1	4,180,429.27	94.82%	3,260,880.35	99.01%
1 2	228,462.00	5.18%	32,741.93	0.99%
	4,408,891.27		3,293,622.28	

1

2

5

4, 039, 018. 46

91. 61%

10

1

33,461,325.20	1,535,594.02	31,925,731.18	32,427,501.62	1,708,253.96	30,719,247.66
38,022,199.15	1,363,072.74	36,659,126.41	33,557,605.65	1,310,731.15	32,246,874.50
35,012,393.41	3,022,756.49	31,989,636.92	35,604,662.25	3,245,286.90	

3

4 ~

7500000000

0

4

5

11

--	--	--	--	--	--	--

12

--	--	--

1

2

13

	4,205,292.93	7,344,760.19
	3,854,284.66	2,250,728.38
	436,936.00	277,882.20
	136,902.20	210,161.35
	8,633,415.79	10,083,532.12

14

1


--	--	--	--	--

2


3

	12	( )	( )	
2025 1 1				

4

--	--

15

1

--	--	--	--	--	--	--	--	--	--

--	--	--	--	--

2


3

	12	( )	( )	
2025 1 1				

4

--	--

16

--	--	--	--	--	--	--	--	--

--	--	--	--

--	--	--	--	--	--

17

1

	700,000.00		700,000.00	700,000.00		700,000.00	
	700,000.00		700,000.00	700,000.00		700,000.00	


2


	12	( )	( )	
2025 1 1				


3


--	--	--	--	--

4



18



19

	17,117,041.64	17,117,041.64
	17,117,041.64	17,117,041.64

20

1

2

---

1	801,881.26	2,711,139.54	2,552,102.98	11,453.83	420,688.21	6,497,265.82
2		4,448,171.				

2.	465,055,840.90	59,594,615.84	233,318,085.75	7,278,061.02	12,212,196.31	777,458,799.82
----	----------------	---------------	----------------	--------------	---------------	----------------

2

--	--	--	--	--	--	--

3

						839,404.70

4

--	--	--	--	--	--	--

5

6

--	--	--	--	--	--	--

22

			96,029,110.66			29,473,122.11
			96,029,110.66			29,473,122.11

1

	66,448,128.05		66,448,128.05	20,752,365.86		20,752,365.86
	20,366,245.01		20,366,245.01			

	9,214,737.60		9,214,737.60	8,720,756.25		8,720,756.25
	96,029,110.66		96,029,110.66	29,473,122.11		29,473,122.11

2

	12,000 .00	20,752 ,365.8 6	45,695 ,762.1 9			66,448 ,128.0 5	55.37 %	55.00 %				
	7,540. 00		20,366 ,245.0 1			20,366 ,245.0 1	27.01 %	27.00 %				
	19,540 .00	20,752 ,365.8 6	66,062 ,007.2 0			86,814 ,373.0 6						

3

--	--	--	--	--	--

4

5


23

1

2

3

24

25



3.					
1					
4.				106,918.23	106,918.23
1.	123,135,273.18			1,789,252.28	124,924,525.46
2.	105,294,952.08			2,444,629.01	107,739,581.09

0.00%

2

--	--	--	--	--

3

--	--	--

4

27

1

--	--	--	--

--	--	--	--	--	--	--

3

--	--	--	--

--	--	--	--

4

	9,026,268.22	1,661,783.98	6,605,548.44	1,144,658.01
	6,144,294.32	1,351,744.76	5,562,588.86	1,207,901.11
	3,882,958.36	582,443.75	3,882,958.36	582,443.75
	7,260,376.76	1,089,056.51	5,581,099.45	837,164.92
	9,827,878.60	1,474,181.79	8,052,456.18	1,207,868.43
	19,067,362.97	2,983,109.36	18,500,752.12	2,798,749.39
	66,012,786.55	10,873,998.63	59,674,814.98	9,553,724.39

2

	5,743,167.53	861,475.13	2,823,777.33	423,566.60
	25,010,216.92	3,751,532.56	27,205,112.94	4,080,766.94
	17,478,651.96	2,705,209.27	16,902,954.81	2,558,051.38
	48,232,036.41	7,318,216.96	46,931,845.08	7,062,384.92

3

	6,583,172.55	4,290,826.08	6,048,485.00	3,505,239.39
	6,583,172.55	735,044.41	6,048,485.00	1,013,899.92

4

		6,474,711.89	5,353,975.40
		25,047,891.34	22,128,922.30
		31,522,603.23	27,482,897.70

5

2025		18,902.37	
2026	3,054.85	307,999.13	
2027	3,739,988.23	3,991,254.96	
2028	5,555,503.13	5,508,881.53	
2029	4,451,617.81	3,940,607.11	
2030	11,297,727.32	8,361,277.20	
	25,047,891.34	22,128,922.30	

30

	22,826,326.40		22,826,326.40	8,098,375.62		8,098,375.62
				12,794,335.29		12,794,335.29
	31,500.00		31,500.00			
	22,857,826.40		22,857,826.40	20,892,710.91		20,892,710.91

31

	13,274,337. 25	13,274,337. 25			59,500,733. 08	59,500,733. 08	
	108,730,20 9.20	66,170,882. 76			108,730,20 9.20	68,360,382. 36	
	36,719,383. 15	30,460,497. 46			36,719,383. 15	30,842,792. 10	
	158,723,92 9.60	109,905,71 7.47			204,950,32 5.43	158,703,90 7.54	

32

1

--	--	--	--

2

--	--	--	--

33


--	--	--

34

--	--	--

35

	121, 528, 379. 94	69, 240, 702. 34
	121, 528, 379. 94	69, 240, 702. 34

36

1

	233, 023, 033. 20	227, 095, 873. 50
	41, 101, 017. 58	59, 555, 210. 13
	12, 890, 485. 99	14, 460, 553. 86
	287, 014, 536. 77	301, 111, 637. 49

2

1

--	--	--

37

	1, 700, 370. 00	1, 345, 074. 79
	35, 463, 073. 13	49, 544, 201. 05
	37, 163, 443. 13	50, 889, 275. 84

1

--	--	--

--	--	--

2

	1, 700, 370. 00	1, 345, 074. 79
	1, 700, 370. 00	1, 345, 074. 79

1

3



3

1	1,040,008.30	13,076,922.75	13,136,045.13	980,885.92
2	34,151.87	482,580.45	484,170.38	32,561.94
	1,074,160.17	13,559,503.20	13,620,215.51	1,013,447.86

41

		186,294.73	966,318.85
		5,009,810.97	4,257,326.02
		594,945.59	648,916.80
		401,914.75	572,320.39
		199,650.64	255,579.57
		2,568,820.43	2,730,671.93
		361,840.21	619,401.68
		260,548.08	327,292.86
		173,698.74	218,195.26
		3,688.89	11,271.60
		9,761,213.03	10,607,294.96

42

--	--	--

43

	1,686,884.60	894,481.32
	1,686,884.60	894,481.32

44

	77,691.66	322,484.02
	77,691.66	322,484.02



		2023	7	28	T+4	6		2024
1	29	2029	7	23				1
		11,000.00					A	
424.00		11,132.88					1,859.62	


				22,041,582.05				22,301,188.75
				-4,576,370.52				-4,931,283.37
				17,465,211.53				17,369,905.38

48

--	--	--	--	--	--	--	--	--

--	--	--	--	--	--	--	--	--

2

--	--	--	--	--	--	--	--	--

49

1




2



9

At Enj 8



53

		+ -					
	297, 777, 35 5. 00				424. 00	424. 00	297, 777, 77 9. 00

424. 00

46

54

1

2

56

	45,210,050.21	130,524.79	1,657,260.00	43,683,315.00
	45,210,050.21	130,524.79	1,657,260.00	43,683,315.00

1) 1, 657, 260. 00

2) 130, 524. 79

57

	-	-				-		-
953,301.02	2,432,215.60				2,432,172.85	-42.75		3,385,473.87
-	-				-			-
953,301.02	2,432,215.60				2,432,172.85	-42.75		3,385,473.87
-	-				-			-
953,301.02	2,432,215.60				2,432,172.85	-42.75		3,385,473.87

58

--	--	--	--	--

59

	106,000,711.93			106,000,711.93
	106,000,711.93			106,000,711.93

60

	823,291,889.80	704,850,330.41
--	----------------	----------------

105  
C

	687,140.50	943,040.93
	377,226.47	449,783.47
	7,212,230.47	7,645,768.85

63

	33,978,088.98	37,049,994.82
	3,924,857.84	3,280,704.49
	3,198,033.72	5,187,172.68
	7,444,732.43	5,205,818.50
	2,967,324.35	2,692,511.09
	1,04,	

66

	9,746,005.96	5,259,349.74
	-3,687,327.19	-4,756,756.34

ê

	-2,010,625.99	-1,138,683.34
	2,117.84	54.33
	-2,008,508.15	-1,138,629.01

72

	-4,065,920.90	-4,949,194.85

76

1

	9, 535, 376. 70	18, 387, 004. 75
	30, 159, 658. 21	38, 474, 926. 49
		30, 000. 00
	230, 836. 55	231, 531. 53
	39, 925, 871. 46	57, 123, 462. 77

2

	4, 201, 575. 00	
	2, 000, 000. 00	4, 800, 000. 00
	3, 233, 925. 58	
	9, 435, 500. 58	4, 800, 000. 00

--	--	--

	1, 300, 000. 00	
	2, 830, 717. 15	
	4, 130, 717. 15	

--	--	--

3

		1, 000, 000. 00
		1, 000, 000. 00

	13,760,450.00	
	1,196,172.66	1,326,236.34
	17,477.77	33,756.58
		200,000.00
	14,974,100.43	91,366,098.65

“ ”			
“ ”			146,832.38
“ ”	“ ”	5,979,879.47	-11,262,104.60
“ ”	“ ”	-4,766,668.73	-268,522.46
“ ”		-497,416.98	2,348,376.54
“ ”		-278,855.51	495,711.37
“ ”	“ ”	-15,649,916.37	35,963,015.93
“ ”		14,674,153.68	-10,193,765.08
“ ”		21,887,074.86	-98,582,850.30
		6,281,175.84	3,673,739.51
		167,417,144.11	115,668,555.81
2	2		
f	.f	f	



134

a”

--	--

4

	756,045,148.71	820,737,801.49
	756,045,148.71	820,737,801.49

5

		125,583,914.02	
		125,583,914.02	

6

	13,274,337.25	6,924,070.87	
		52,576,662.21	
	13,274,337.25	59,500,733.08	

7

80

" "

81

1

	46,918,679.77	7.1586	335,872,061.00
	14,151.63	8.4024	118,907.66
	498,953.43	0.91195	455,020.58
	136,827.00	0.049594	6,785.80
	7,044,293,939.00	0.00027433	1,932,461.16

720,324,152.00	0.00044099	317,655.75
17,600,407.31	0.21968	3,866,457.48
44,662.75	5.6179	250,910.86



35¥, s



for 60's

82

1

1)

( )14

2)

( )

	526,784.57	690,544.81
	526,784.57	690,544.81

3)

	418,125.55	474,568.40
	1,722,957.23	2,016,781.15

4)

( )

2

	167,779.80	
	167,779.80	

3

83

84

	27,493,735.84	31,089,045.82
	6,572,726.00	5,921,796.88
	1,205,692.38	1,176,204.07
	1,417,931.30	
	102,233.92	582,060.51
	36,792,319.44	38,769,107.28
	36,792,319.44	38,769,107.28

1


--	--	--	--	--	--

--	--	--	--	--	--

2

--	--	--

1

1

--	--	--	--	--	--	--	--	--	--

2

--	
--	
--	
--	
--	
--	
--	
--	
/	

3


---




6

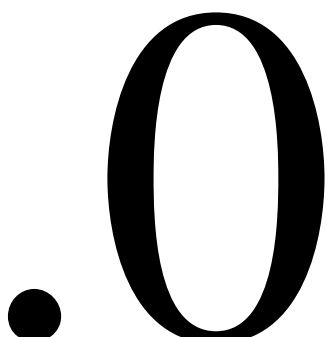
1

1



28,000,000.0 0	100.00%	
14,215,061.2 5	75.00%	25.00%
9,000,000.00	100.00%	
92,102,621.0 2	100.00%	
103,210,343. 02	100.00%	
7,987,112.73	100.00%	
8,800,000.00	73.00%	
137,601,084. 90	100.00%	
8,548.98	100.00%	

100.00%



2

PT SUNRISE TECHNOLOGY BATAM	0.10%	-277.86	0.00	65,144.42

3

PT SUNRISE TECHNOLOGY BATAM	57,404 ,120.0 2	26,745 ,842.5 7	84,149 ,962.5 9	21,600 ,026.4 1	0.00	21,600 ,026.4 1	57,350 ,550.5 9	29,416 ,704.2 4	86,767 ,254.8 3	23,824 ,960.6 0	0.00	23,824 ,960.6 0

PT SUNRISE TECHNOLOGY BATAM	44,717,830. 04	- 131,806.55	- 131,806.55	1,297,887.3 6	48,499,514. 06	1,684,437.8 4	1,684,437.8 4	- 1,235,809.8 2	

4

5

2

1

2

/

--

--

/

/

è

2





7

8

4

				/	

5

6

1

2

							/
	8,052,456.18	2,401,700.00		626,277.58		9,827,878.60	

3

	2,762,293.85	3,635,846.16
	626,277.58	278,803.84
	2,136,016.27	3,357,042.32
	74,045.60	74,045.60
	2,836,339.45	3,709,891.76

1

( )

1.

(1)

1)

(2)

1)

2

3. (5) (7) (8)  
(17) (30)

4.

(1)

(2)

2025 6 30

			1	1-3	3
	854,686,193.93	943,763,704.88	428,701,710.03	16,901,413.38	498,160,581.47

			1	1-3	3
	69,240,702.34	69,240,702.34	69,240,702.34		
	301,111,637.49	301,111,637.49	301,111,637.49		
	50,889,275.84	50,889,275.84	50,889,275.84		
	894,481.32	1,707,010.20	1,707,010.20		
	401,848,922.20	494,878,723.20	1,846,562.40	10,617,733.80	482,414,427.00
	17,369,905.38	22,301,188.75		3,726,972.38	18,574,216.37
	841,354,924.57	940,128,537.82			





5

6

7

8

9

1

			5000	24.27%	24.27%
)	(		4,857.301	13.72%	13.72%

100.00%

2024 4

24.27%

86.49%

( )

13.72%

2

1

3

3


4, 000. 80

" " 2023 3, 000. 6 57. 15%

4

2

4


5

1

/

		33,495.58	10,000,000.00		1,592.92
		167,345.00	1,000,000.00		85,147.00

/

		24, 073. 15	
		205, 837. 17	19, 793. 81

[ ]

2

/

/

/

/	/	/	/	/	/	/
---	---	---	---	---	---	---

---

						/
--	--	--	--	--	--	---

/

/

/	/	/	/	/	/	/
---	---	---	---	---	---	---

/

**3**

		167, 779. 80	55, 926. 60



6

--	--	--	--

7

		5, 868, 315. 00	5, 960, 026. 00

8

6

1

		57,682.66			

2

		1, 658. 50	

7

8

1

...Y'ş Ö

--	--	--	--

167,400.00 1,657,260.0  
0



167,400.00 1,657,260.0  
0



3

4

	3,198,033.72	
	783,714.18	
	1,417,931.30	
	881,496.64	
	6,281,175.84	

5

6

1

2024 9 26

200

12

2024 2 19

421

36

2

1

2

3

1



2

3

4

1

1



2



2

3

1

2

4

5



6

1

2



147,495, 274.43	100.00%	2,739,24 5.66.
--------------------	---------	-------------------

	39,312,835.92		39,312,835.92	26.65%	493,540.88
	28,680,929.47		28,680,929.47	19.45%	138,813.80
	19,343,651.08		19,343,651.08	13.11%	96,718.26
	6,338,921.83		6,338,921.83	4.30%	
	4,419,139.14		4,419,139.14	3.00%	22,095.70
	98,095,477.44		98,095,477.44	66.51%	751,168.64

2

		59,523.80	4,250,898.80
		59,523.80	4,250,898.80

5



2

1




2

1



3

4



--	--	--	--	--	--


3

1

	23, 950. 00	4, 220, 375. 00
	885, 600. 00	885, 600. 00
	35, 823. 80	30, 773. 80
	945, 373. 80	5, 136, 748. 80

2

1	





--	--

--	--	--	--	--	--

6

		885,600.00	24	93.68%	885,600.00
		15,000.00	3-6	1.59%	
		10,823.80	3	1.14%	
		10,000.00	3-6	1.06%	
		10,000.00	24	1.06%	
		931,423.80		98.53%	885,600.00

7

3



	93						7.37	
	82,988,598.08				567,259.79		83,555,857.87	
	7,496,285.89						7,496,285.89	
	177,068,197.70						177,068,197.70	
	8,548.98						8,548.98	
CPTS	28,623,075.76	9,301,920.39					28,623,075.76	9,301,920.39
	9,000,000.00						9,000,000.00	
	10,950,000.00						10,950,000.00	
	16,262,094.48						16,262,094.48	
	21,578,100.00						50,279,700.00	
	505,763,835.03	9,301,920.39				1,235,016.23	535,700,451.26	9,301,920.39

2

	72,837,777.33				2,919,390.20					75,757,167.53	
	72,837,777.33				2,919,390.20					75,757,167.53	
	72,837,777.33				2,919,390.20					75,757,167.53	



--	--	--	--	--	--	--

--	--	--

5

		82,851,826.00
	2,919,390.20	-872,264.14
	1,838,349.02	1,140,786.60
	4,757,739.22	83,120,348.46

6

1

	-36,305.59







2025 04  
25

1  
2

2025-004

2025 04  
25